


LEVEL 2 WORKBOOK with Audio CD

 NATIONAL
GEOGRAPHIC

OUR WORLD



Unit 0

1 Listen and look. Write. Use words from the box. TR: 2




aunt cousin dad grandma grandpa
me mum sister uncle

My Family



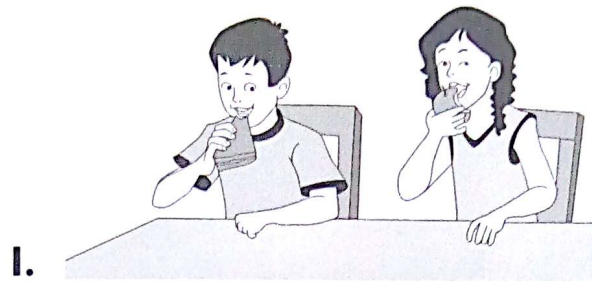
2 Read and look. Write the number.

1. Close your book.
2. Go to the board.
3. Take out your crayons.
4. Hold your card up.
5. Be quiet!
6. Open your book.
7. Work in a group.
8. Put your hand up.
9. Work with a friend.



3 Listen and write. Use words from the box. TR: 3

I	our
he	she
her	their
his	they
it	we
its	you
my	your



1. He 's eating his sandwich.

 's eating apple.

2. 've got crayons.


 've got books.

3. 'm wearing hat.

 're wearing hat.

4. What's the dog wearing?

 's wearing jacket.



4 Listen and find. Circle. TR: 4





Fun in Class



1 Look and write.

counting cutting gluing listening reading
writing colouring drawing rubbing out talking






2 Work with a friend.
Point. Ask and answer.

Who's reading?

He's reading.

3 What are we doing? Look. Write. Use words from the box.

reading writing talking listening
counting gluing ~~cutting~~ drawing



1. We're cutting.
We're _____.
We're colouring pictures.



2. We're _____.
We're _____.
We're _____ to
our teacher.

4 Listen. Check your answers in Activity 3. TR: 5

5 Think. Draw. Write.

What are you doing today? What are you doing in your classroom?

We're _____.

GRAMMAR


What **are** you doing?We're **colouring** pictures. | **We're** = We are**6 Look.** Draw yourself in the pictures.

What are you doing? Write.

We're cutting.




We _____.



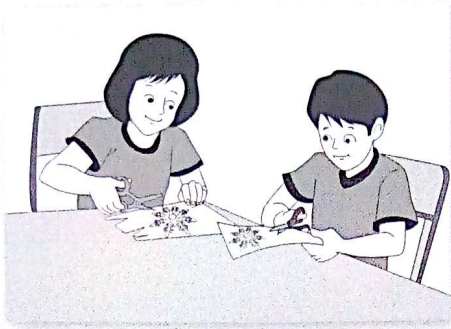


We _____.



We _____.



7 Look and listen. Write numbers. TR: 6

☐

☐

☒

☐


8 Listen again. Write sentences. TR: 7

1. _____




3. _____

2. _____

4. _____

9 Look. Answer the questions. Write sentences.

colouring cooking counting cutting
eating reading watching TV



What are you doing?

What are you doing?

What are you doing?

1. We're _____

2. _____

3. _____

10 Match. Draw lines.



glue

a felt tip

a notebook


a paintbrush

scissors

**11 Work with a friend. Point. Talk.**

What's he using?

He's using scissors.

**12 Work with a friend. Student 1, go to page 118. Student 2, go to page 120. Take turns.**

GRAMMAR

Are there any pencils?

Yes, there are.

Are there any pens?

No, there aren't.

aren't = are not

13 Look, read and write.

1. Are there any crayons?

Yes, there are.


2. Are there any notebooks?

3. Are there any felt tips?

4. Are there any rubbers?

5. Are there any scissors?

6. Are there any paintbrushes?



14 Work with a friend. Look at the picture in Activity 13. Ask and answer.

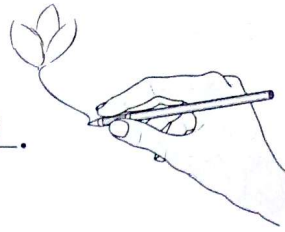
Are there
any felt tips?

Yes, there are.


crayons rubbers felt tips notebooks
paintbrushes pencils pens scissors

15 Look. Read and write.

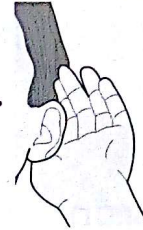
1. I am d r a **w** i n g.



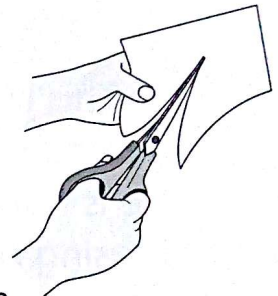
2. I am  _____.




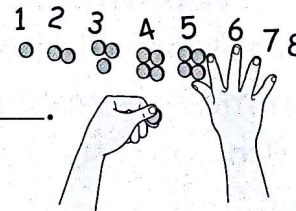
3. I am  _____.




4. I am _____  _____.



5. I am _____  _____.



6. I am  _____.



16 Read and answer. Use the code.

What are *you* doing?

I am **w**       !

17 Listen and read. Can you say these quickly? TR: 8

1. Sally's sister uses small silver scissors.
2. Green glue is on Grandmother's green gloves.
3. People paint purple paper puppets.
4. Ten turtles are talking on TV.

18 Listen and read. TR: 9

Mexican Wool Paintings

This Mexican artist is painting a picture. But he is not using paint. He is not using a paintbrush! He is using beeswax and wool. He is pressing wool into the beeswax.


You can make a wool painting. First, you draw a picture. You can use a pencil.

Then you use scissors to cut wool. You can cut pieces of lots of different colours.

Then you glue the wool. You can use beeswax or you can use glue.

**19 Choose the right answer.** Circle the answer.

1. The Mexican artist uses **beeswax and wool.** crayons and glue.
2. You can use paint. glue.



Bees make their homes from beeswax. Each room is the same. Each room has got six sides!

20 Read. Write the steps in the correct order in the boxes.

You cut wool.
You glue the wool.
You draw a picture.



Wool Painting Steps

Step 1

Step 2

Step 3




21 Work with a friend. Think of some art you like.
Tell your friend about it.

I draw pictures. I use
crayons or felt tips.

I cut stars. I glue
them on paper.

22 Write. What are you doing in class?



a book



glue



scissors



felt tips



a pencil


Date: _____

I am _____ in class. I like
_____ and _____.


We're _____ in class.

There are _____.

We use them. We have fun!



a pen



a notebook



paintbrushes

23 What are you doing? Write about it.

Say what you use.

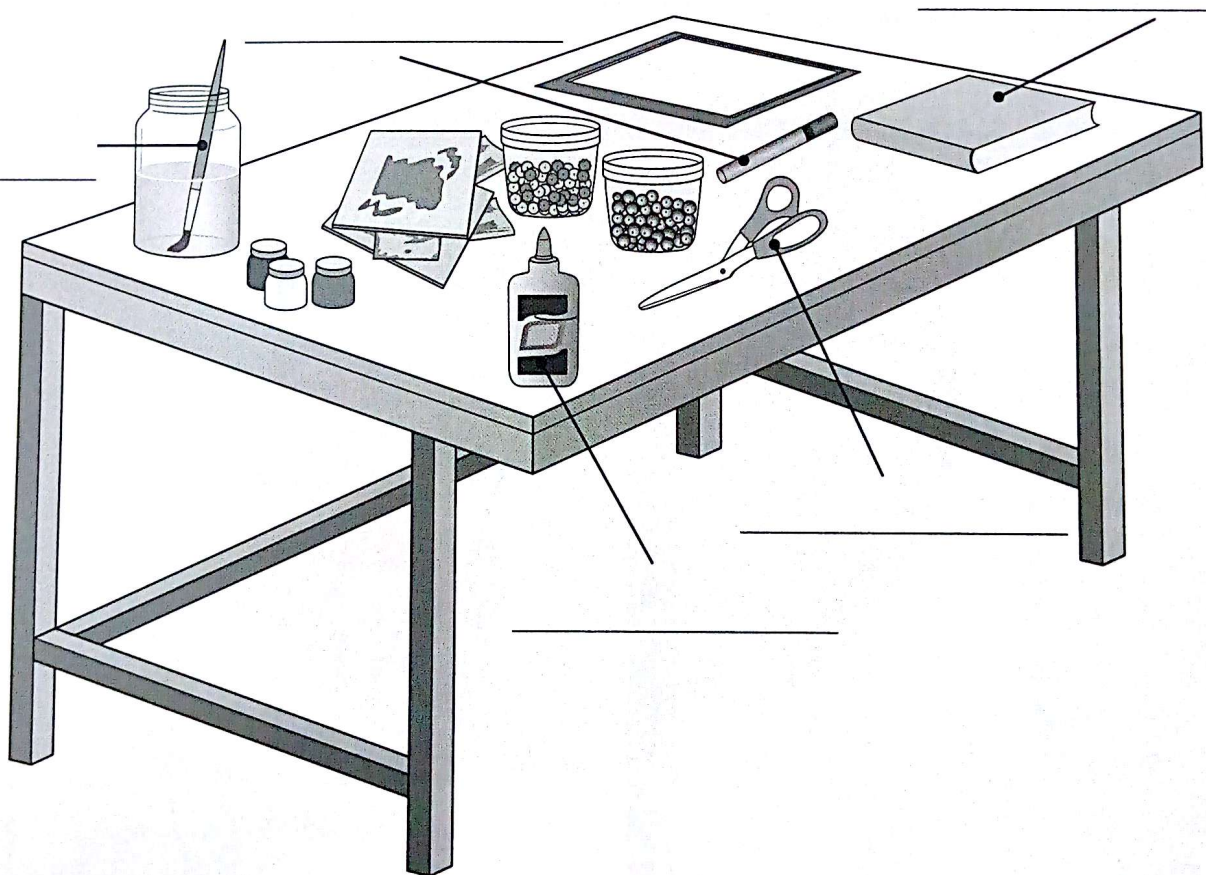
colouring cutting drawing rubbing out
gluing painting writing

I'm colouring. I'm using
felt tips and crayons.

24 Listen. Circle the right word. TR: 10

1. They're colouring / gluing.
2. He's using felt tips / scissors.
3. I'm listening / rubbing out.
4. She's reading / writing.
5. We're using paintbrushes / pencils.

25 Look and write. Label the things in the picture.



26 Read, look and write. What is on the desk?

1. Are there any scissors on the desk? _____
2. Are there any pencils on the desk? _____
3. Are there any crayons on the desk? _____

Unit 2


The World of

1 Look and write. Use some words twice.

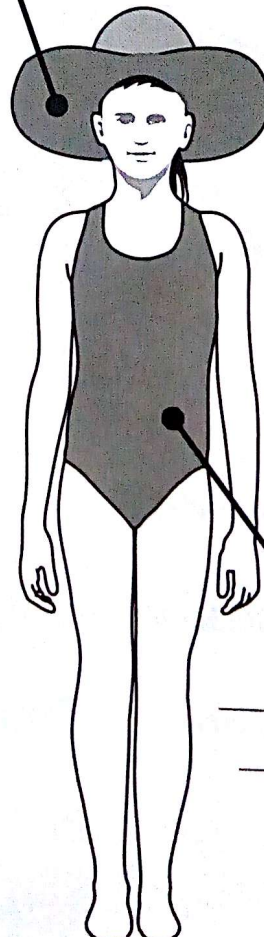
a swimming costume boots gloves a hat
a jacket trousers ~~a raincoat~~ a jumper

Cloudy and rainy?

a raincoat



Hot and sunny?



Weather

2 Work with a friend. Ask and answer. Take turns.


It's cloudy and rainy.
What are you wearing?

I'm wearing a
raincoat and boots!

Windy?



Cold and snowy?



OPEN

3 Listen to the song. Read and write. TR: 11

raincoat and trousers boots and coat
trainers and shorts T-shirt and gloves

Today it's snowy.

Today it's sunny.

Put your

Put your

_____ on.

_____ on.

It's cold outside today.

It's hot outside today.

4 Listen to the song. Read and write.

Match. Draw a line. TR: 12


Take your boots and your jumper off.

Take your hat and your coat off.

What's the weather like?

Is it _____ ? Yes!

It's _____ outside today.



Put your boots and your jumper on.

Put your hat and your coat on.

What's the weather like?

Is it _____ ? Yes!

It's _____ outside today.



GRAMMARWhat day **is it**?**It's** Friday.**It's** = It is**What's** the weather **like**?**It's** rainy.**What's** = What is**5 Listen, read and write.** TR: 13

1. It's Monday. What's the weather like? It's _____.

2. It's Tuesday. What's the weather like? It's _____.


3. It's Wednesday. What's the weather like? It's _____.

1.



rainy

2.








snowy

3.



sunny

6 Write. Then work with a friend. Ask and answer.

	Weather	
Sunday	cloudy 	<u>It's Sunday. It's cloudy.</u>
Monday	windy 	_____
Tuesday	sunny 	_____
Wednesday	snowy 	_____
Thursday	rainy 	_____

What day is it?

It's Monday.

What's the weather like?

It's windy.

7 Look and read. Match. Draw lines.

It's Wednesday. It's windy.

It's Thursday. It's rainy.

It's Friday. It's snowy.



8 Can it be true? Tick ✓ T for *True* or F for *False*.

1. It's sunny and rainy.

(T)

(F)

2. It's snowy and hot.

(T)

(F)

3. It's windy and cold.

(T)

(F)

4. It's cloudy and snowy.

(T)

(F)

9 Write about the weather.



10 Listen. Write. TR: 14

a coat jeans shorts trainers an umbrella

1. It's an umbrella.

4. It's _____.

2. They're _____.


5. They're _____.

3. They're _____.

11 What's missing? Draw. Write.

1. shirt

shorts




socks
shoes
umbrella

2.

raincoat

jeans




boots
gloves
trainers

3.

hat

gloves

coat
skirt
shorts



boots

GRAMMAR

It's cold
It's hot
It's windy.

Put your gloves **on**.
Take your jacket **off**.
Don't forget your jumper.

It's = It is

Don't = Do not

12 Read and write.

1. It's hot. Take your jumper off.
2. It's rainy. _____ your umbrella.
3. It's cold. _____ your gloves _____.
4. It's snowy. _____ your hat.
5. It's sunny. _____ your raincoat _____.


13 Work with a friend. Talk about what to wear. Take turns.

1.




It's rainy today. Don't forget
your raincoat and umbrella.


3.



2.



4.



14 Read. Do the crosswords.

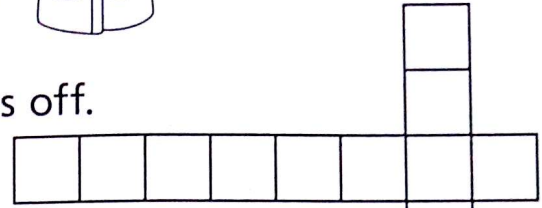
1. What's the weather like?

It's not raining. It's sunny.



Take your _____ (across) and boots off.

Put your _____ (down) on.



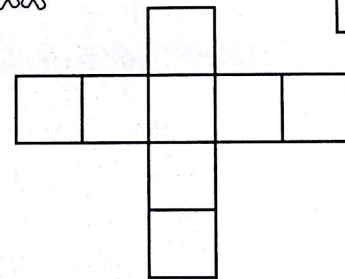
2. What's the weather like?

It's _____ (down)

and _____ (across).

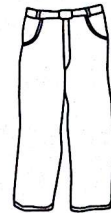


Don't forget your coat and hat.




3. What's the weather like?

It's windy.



Put your _____ (down)

and a _____ (across) on.

**15 Listen and read.** Can you say these quickly? TR: 15

1. We've got wet, windy, Wednesday weather!

2. What colour coat can Cousin Cam get?

3. Suzu's sister Sada has got small shorts, socks and shoes.

16 Work with a friend. Student 1, go to page 118. Student 2, go to page 120. Take turns.

17 Listen and read. TR: 16

Hats

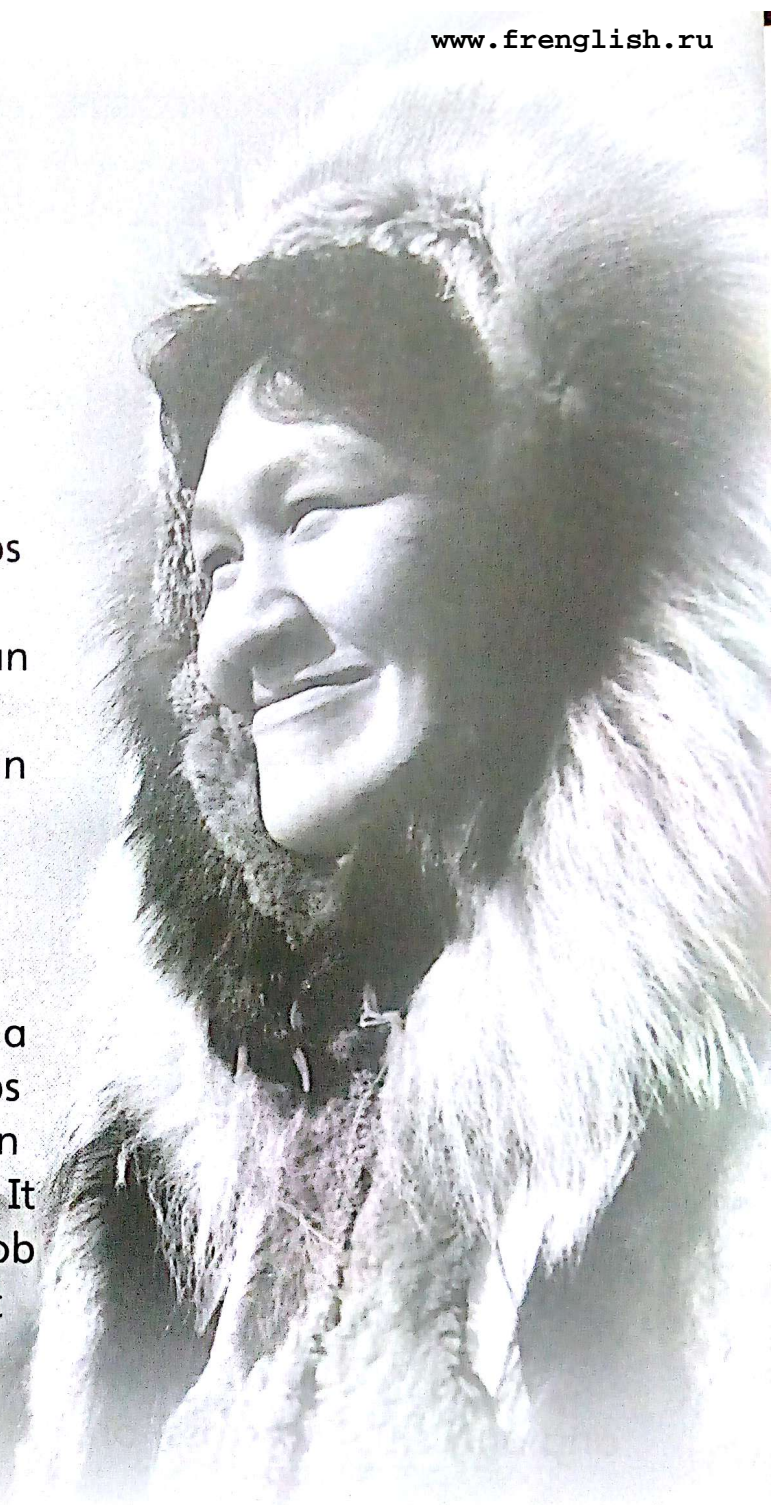


People wear many kinds of hats. A hat keeps you warm on a cold day. You can wear a hat on a hot day. Or you can wear a hat when it's rainy. You can even wear a hat just for fun!



You can wear a hard hat. It keeps you safe. You can wear a work hat. It shows what your job is. You can wear a hat just once!

People all around the world wear hats. What hats do you wear? Why?


18 Read. Tick ✓ **T** for *True* or **F** for *False*.

1. Hats can keep you warm.
2. People wear hats just for work.
3. You can wear a hat just once.

☐ T ☐ F

☐ T ☐ F

☐ T ☐ F

19 Work with a friend. Look and read. Talk about hats.



20 Look and read. Match. Write the letter.



1. It's sunny. _____

3. Let's ride bikes! _____

2. It's cold. _____

4. It's raining. _____

21 Write. Write about your favourite hat.

1. What colour is your hat? _____


2. When do you wear your hat? _____

22 Read and tick ✓.

What do you wear?

	boots	gloves	raincoat	shorts	jumper	T-shirt
It's sunny.						
It's rainy.						
It's cold.						

23 Choose a place. Write about the weather. Talk about what to wear. Use words from the box.



boots
cloudy
a coat

cold
hot
jeans

a raincoat
rainy
shorts

trainers
snowy
sunny

a jumper
an umbrella
windy

It's windy here!

Put your jeans

and trainers on.

Don't forget your
jumper.

24 What's the weather like? It's windy! Find things to wear. Colour and write.



I can see six things to wear. They are _____,
 _____, _____, _____,
 _____ and _____.

25 Read and write. Talk about what to wear. Use words from the box.

Don't forget Put ... on Take ... off

1. It's cold. _____.
2. It's windy. _____.
3. It's hot. _____.

Unit 3

Fun in the Sun



skateboard

1 Look and write.

fly a kite

play baseball

play hide and seek

ride a bike

skateboard

skip

play basketball

play football

rollerblade

play a game



2 Work with a friend.

Point. Ask and answer.

What are they doing?

They're playing hide and seek.





3 Match. Draw lines.

1. I like  .

Yes, I do. Yes, I do.

2. I like  .

Yes, I do. Yes, I do.

3. I like  .

I like playing outside with you.

4. I like  .

Yes, I do. Yes, I do.

5. I like  .

Yes, I do. Yes, I do.

6. I like  .

I like playing with you.

climbing a tree

rollerblading

playing games

swimming

riding a bike

skateboarding

playing baseball

flying a kite

skipping

playing football

4 Listen to the song. Check your answers. TR: 17

5 What do you like doing outside? Read and write. Sing.



I like _____.

Yes, I do. Yes, I do.

I like _____.

Yes, I do. Yes, I do.

I like _____.

I like playing outside with you.

It's fun, fun, fun!



GRAMMAR

Do you **like playing** football? Yes, I do. It's fun.

Do you **like rollerblading**? No, I don't. It's boring.






What do you **like doing**? I **like playing** football.

What do they **like doing**? They **like rollerblading**.

It's = It is

don't = do not

6 Look and listen. Write numbers. TR: 18



7 Work with a friend. Ask and answer.

Do you like playing basketball?

No, I don't. It's boring.

8 Look and listen. Tick ✓ **T** for *True* or **F** for *False*. TR: 19

1. Manuel likes skateboarding.
2. Manuel likes skipping.
3. Manuel likes playing baseball.

T F
T F
T F



9 Listen again. Read and write. What does Manuel like? TR: 20

1. Manuel, do you like skateboarding?

'Yes, I do.'



2. Do you like skipping?

'_____'



3. Do you like playing baseball?

'_____'

10 Write. Make two lists.

I like ...

I don't like ...

--	--

11 Work with a friend. Talk about your lists.






What do you like doing?

I like playing football.

Do you like playing basketball?

No, I don't. It's boring.

12 Listen and write. Number the pictures. TR: 21



13 What do you like doing? Tick ✓ if you like it.
Put a cross X if you don't like it.

bouncing a ball	
catching a ball	
playing tag	
throwing a ball	
watching a game	

14 Write about your table.

1. I _____. It's _____.

2. I don't _____. It's _____.

GRAMMAR

Let's watch a game.

Yes! That sounds like fun!


**Let's** = Let us

Let's play tag.


No, thanks.

**15 Read, write and colour.** What do you think?

Let's throw a ball.



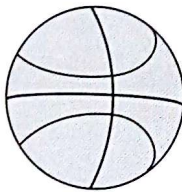
_____ skateboard.



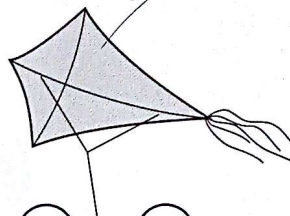
_____ play hide and seek.



_____ bounce a ball.



_____ fly a kite.



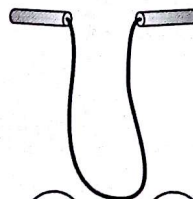
_____ rollerblade.



_____ play football.



_____ skip.



_____ catch a ball.

**16 Work with a friend.** Talk about the activities.

Let's throw a ball.




No, thanks.

17 Choose three **. Write about them.**

Let's _____, _____, and _____.



Let's fly a kite.



OR



21 Listen and read. Can you say these quickly? **TR: 23**

- 35

The X Games

People all around the world like watching the X Games. The X Games take place in hot weather and cold weather.

Hot Weather

The players like skateboarding, riding bikes and racing cars. The players like going fast. They like doing tricks.

Cold Weather

The players like the snow. They ski and snowboard. They ride snowmobiles. They go fast. They do tricks.

Do you like watching TV? Watch the X Games!

skiing



riding snowmobiles



skateboarding



riding bikes



racing cars



snowboarding

23 Read. Tick ✓ T for True or F for False.

1. They play the X Games only in hot weather.
2. X Games players like doing tricks.
3. Players skateboard in cold weather.
4. You can watch the X Games on TV.

(T)

(F)

(T)

(F)

(T)

(F)

(T)

(F)

24 Write about the X Games.

The X Games

Hot Weather

skateboard

Cold Weather

ski

Hot and Cold Weather

go fast

25 Look, read and write.



1. He's in the X Games.

The weather is _____.

He likes riding _____.



2. She's in the X Games.

The weather is _____.


She likes riding _____.

26 You are in the X Games! Draw and write.

I am in the X Games.

The weather is _____.

I like _____.






27 Read. Look at the pictures. Match.

I like playing football. I like running
and kicking the ball!



My name is Sada. I like riding
my bike.

**28 Draw and write.** It's sunny! What do you like doing?



29 Play a game. Find people having fun.

Colour and write.



People like flying a kite, _____,
 _____, _____ and _____.

30 Read and write.

1. Do you like riding a bike?

2. What do you like riding?

3. What do you like doing with a ball?

31 Work with a friend. Ask and answer. Do you like the same things?

Let's play baseball.

No, thanks. It's boring.

1 Look. Read. Circle the correct answer.

1. What are you doing?


We're **counting** / **talking**.



2. What are you doing?


I'm **gluing** / **colouring**.

I'm using **a felt tip** / **glue**.



3. What are you doing?

We're **writing** / **drawing**.



4. What are you doing?

I'm **gluing paper** / **cutting paper**.

I'm using **glue** / **scissors**.



2 Read. Look at page 40. Write.

1. Are there any notebooks? _____
2. Are there any scissors? _____
3. Are there any hats? _____
4. Are there any shorts? _____

3 What's the weather like? Read. Circle the correct answer.

1.



It's **windy** / **rainy**.

Take / **Put** your raincoat **off** / **on**.

Don't forget your **shorts** / **umbrella**.

2.



It's **cloudy** / **sunny**.

Take / **Put** your jumper **off** / **on**.

Put your **swimming costume** / **coat** on.

4 Listen. Read. Match. Draw a line. TR: 25

- | | |
|---------------------------------|-------------------------------|
| 1. Do you like skateboarding? | a. I like playing tag. |
| 2. What do they like doing? | b. Yes! That sounds like fun! |
| 3. Do you like bouncing a ball? | c. They like rollerblading. |
| 4. What do you like doing? | d. Yes, I do. It's fun. |
| 5. Let's play a game. | e. No, I don't. It's boring. |
| 6. Let's watch a game. | f. No, thanks. |


Unit 4

Inside Our House

1 Look and write.

an armchair
 a bookcase
 a fireplace
 a lamp
 a microwave
 a picture
 a rug
 shelves
 a shower
 stairs
 a cooker
 a table
 a bath

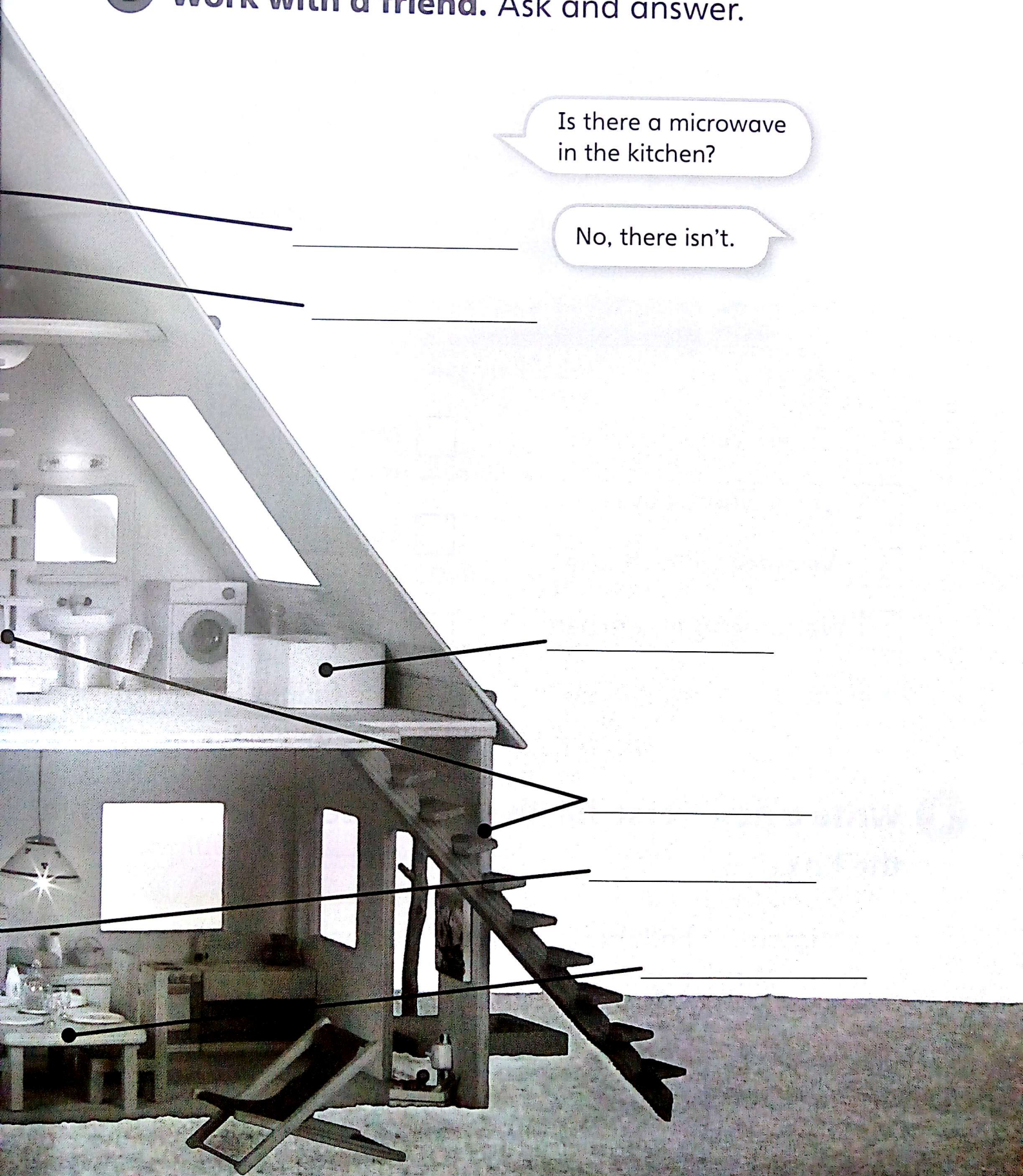
an armchair




2 Work with a friend. Ask and answer.

Is there a microwave
in the kitchen?

No, there isn't.



3 Listen and write numbers. TR: 26



☐ Is there food in there?

☐ This is where I live.

☒ 1 Welcome to my house.

☐ Welcome to my kitchen.

☐ May I try some?
May I, please?

☐ Something's cooking on
the cooker.

☐ There's lots of food inside.

☐ The fridge is between
the windows.

4 Write a new verse for the song. Use some words from the box.


armchair bathroom bed bedroom bookcase
living room rug shower sofa bath

Where is the _____? It's in the _____.


Where is the _____? It's in the _____.

Where is the _____? It's in the _____.


GRAMMAR




above




under



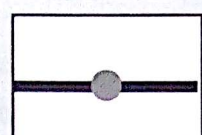
next to



between




behind



in front of

5 Look and write.



1. The shelves are above the desk.
2. The scissors are _____ the paper.
3. The pencils are _____ the paper and the notebook.
4. The notebook is _____ the glue.
5. The photograph is _____ the notebook.
6. The glue is _____ the notebook.

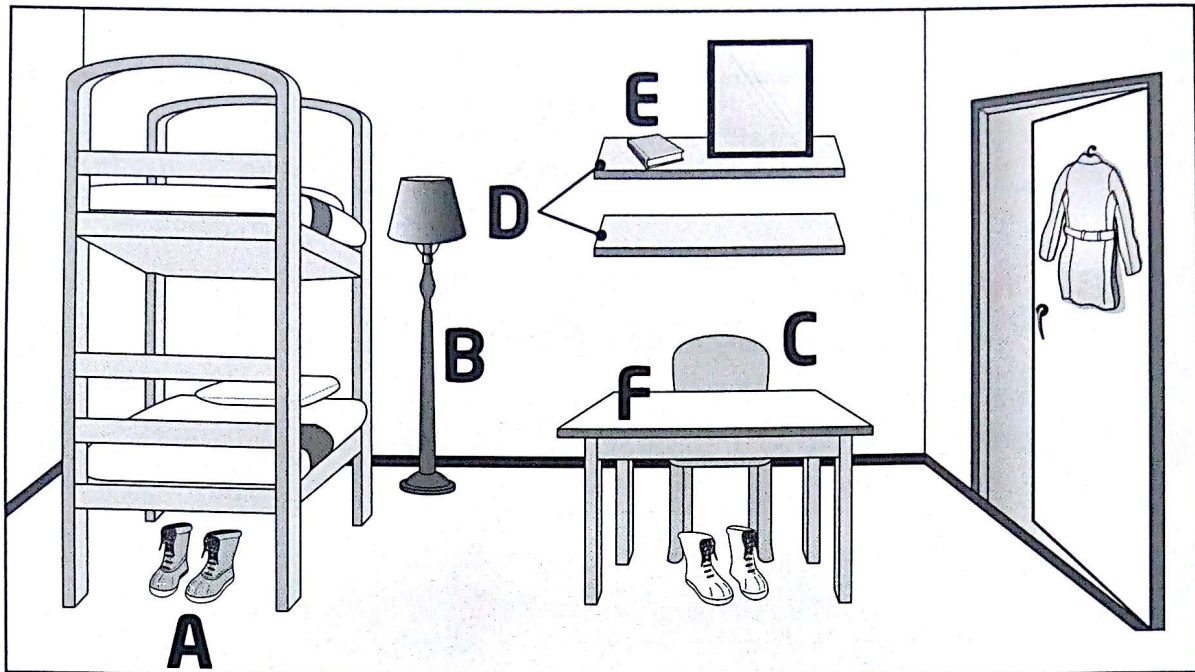
6 Work with a friend. Put things on your desk.

Ask and answer.

Where are the pencils?

They're next to the notebook.

7 Match. Write the letters.



1. They're under the beds. ☒ A
2. It's next to the mirror. ☐
3. They're above the desk. ☐
4. It's in front of the chair. ☐
5. It's between the desk and the bed. ☐
6. It's behind the desk. ☐

8 Listen and do. TR: 27

9 Listen and circle. TR: 28

1. The armchair is **next to** / **in front of** the fireplace.
2. The rug is **in front of** / **next to** the bath.
3. The shelves are **under** / **above** the cooker.
4. The bookcase is **behind** / **between** the stairs and the armchair.

10 Read and match. Draw lines.

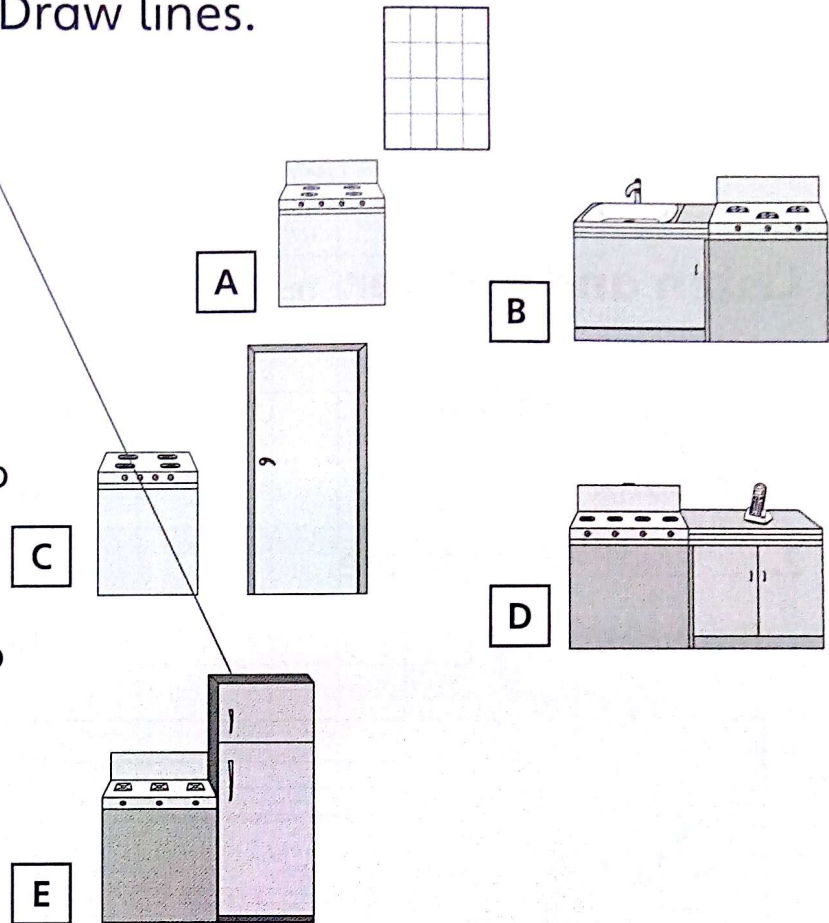
1. The fridge is next to the cooker.

2. The window is next to the cooker.

3. The cooker is next to the sink.

4. The phone is next to the cooker.

5. The cooker is next to the door.




11 Look and write.

1. There is a _____ above the shelves.

2. The _____ is between the shelves and the fridge.

3. The _____ is on the table.

4. There is a _____ between the sink and the door.



12 Work with a friend. Ask and answer.

What's above the shelves?

The window is above the shelves.

GRAMMAR

Where's the **mirror**?

It's above the desk.

It's = It is

Where are the **boots**?

They're under the bed.

They're = They are


13 Listen and answer. TR: 29

1. _____ in front of
the sofa.

3. _____ between the
armchairs.

2. _____ next to the
fireplace.

4. _____ above the
fireplace.



14 Look at the picture. Read and write.

1. Where's the lamp?

It's _____ behind an
armchair.

3. Where's the rug?

_____ in front of the
fireplace.


2. Where's the window?

_____ above the sofa.

4. Where are the photos?

_____ on the shelves.

15 Do the crossword.



16 Look at the crossword. Work with a friend and read the words.

17 Listen and read. Can you say these quickly? TR: 30

1. There aren't any shelves in the shower.
2. Take the sink up the stairs.
3. Next to the window, behind the door, under the table, above the floor.

18 Work with a friend. Student 1, go to page 119. Student 2, go to page 122. Take turns.

Welcome to Our Homes

A Flat

Alice and her family live in a flat. There are two bedrooms. Her parents' bedroom is next to the bathroom. Alice and her sister share a bedroom. The kitchen is between the living room and Alice's bedroom. The flat is in a big building. There are other flats in the building. Other people live in those flats.



a flat

There are lots of flats in this building.

A Mobile Home

Ben's family lives in a mobile home in the summer. There is a bathroom with a shower. There isn't a bath. There's a living room. There's a table and four chairs in the living room. There isn't a door to the kitchen, but there's a cooker, a sink, a fridge and a microwave. Ben's parents drive the mobile home to new places. Ben's family has lots of fun!



mobile homes

20 Read and match. Draw lines.

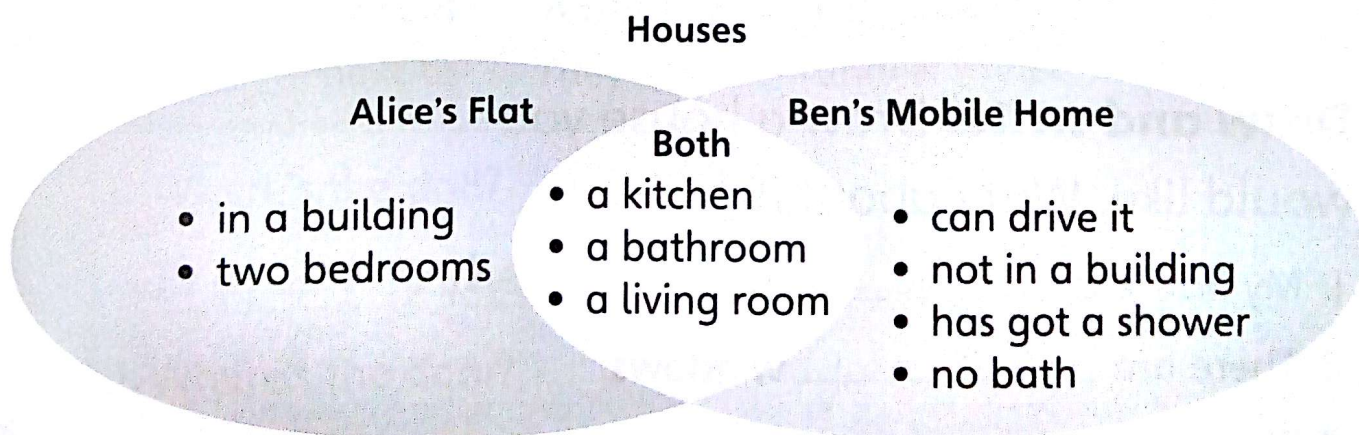
- | | |
|---------------------------------------|--------------|
| 1. In Alice's flat there are two | a. bath. |
| 2. The flat is in a | b. shower. |
| 3. In Ben's mobile home there isn't a | c. building. |
| 4. In Ben's mobile home there is a | d. bedrooms. |

21 Read and write.

- How many bedrooms are in Alice's flat?

- Can Ben's parents drive the mobile home? _____
- Is the flat in a building? _____
- Is the mobile home in a building? _____

22 Work with a friend. Look and read. Talk about Alice's flat and Ben's mobile home.



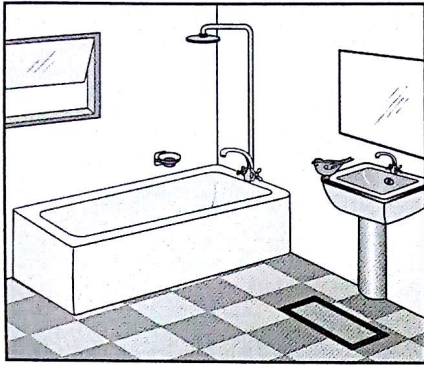


This house in Poland looks as if it's melting.



23 Choose a room. Write about it. Use words from the box.

armchair bed bookcase fireplace lamp mirror rug
shelves shower stairs teddy bear bath window



1. Room: _____

2. What's in the room?


24 Draw and write. Draw a house you would like. Write about it.

1. My house is _____.


2. There are _____ windows.

3. There are _____ rooms in my house. There's a _____ in the _____.

4. A _____ is in the _____.



25 Find and colour.



Find a cooker, fridge, a phone, a microwave, a shower, a bath, a bookcase, a bed, a fireplace and an armchair.

26 Look at the picture. Read and write. Use words from the box.

above	behind	in front of	between
It's	next to	They're	under

1. Where's the doll?

It's next to the teddy bear.

2. Where's the door?






3. Where are the shelves?





4. Where's the kite?

Unit 5

Day by Day

1 Look and match. Write the number.





- | | | |
|--|---|--|
| <input type="checkbox"/> I get up. | <input type="checkbox"/> I get dressed. | <input type="checkbox"/> I have breakfast. |
| <input type="checkbox"/> I have lunch. | <input type="checkbox"/> I have dinner. | <input type="checkbox"/> I go to school. |
| <input type="checkbox"/> I go to bed. | <input type="checkbox"/> I wash my face. | <input type="checkbox"/> I brush my teeth. |
| <input checked="" type="checkbox"/> I play with friends. | <input type="checkbox"/> I play computer games. | |

2 Work with a friend. Ask and answer. Point. Take turns.

What's he doing?

He's getting dressed.

3 Listen to the song. Write. Read. Draw lines to match. TR: 32

1. It's eight o'clock.

It's _____ o'clock.

It's _____ o'clock in the morning.

I _____ at _____ o'clock.

I always _____ at _____.



2. It's _____ o'clock.


It's _____ o'clock.

It's _____ o'clock in the afternoon.

I always _____ at

_____ o'clock.

I _____ every day.



4 Write a new verse for the song. Use some words from the box.

eleven	five	four	morning
afternoon	play computer games	wash my have	six
have a bath	get dressed	one	read a book

It's _____ o'clock. It's _____ o'clock.

It's _____ o'clock in the _____.

I always _____ at _____ every day.

I _____ at _____ every day.

GRAMMAR

What time is it?

When do you go to school?

When does she eat dinner?

It's 4.00. It's four **o'clock**.


At 8.00. At eight **o'clock**.

At 6.00. At six **o'clock**.

It's = It is

5 Read, look and match. Draw lines.


1. It's one o'clock.



2. It's seven o'clock.




3. It's five o'clock.



4. It's twelve o'clock.



5. It's nine o'clock.



6 Listen and write. TR: 33

1. What time is it?

2. _____ do you have lunch?

3. _____ is it?

4. _____ does he play with his friends?

5. _____ does she go to bed?

7 Listen and circle. TR: 34

1. At two o'clock. It's two o'clock.
2. At 1.00. It's 1.00.
3. It's 3.00. At 3.00.
4. It's four o'clock. At four o'clock.
5. It's 9.00. At 9.00.

8 Read and write. Choose a word from the box.

at it's

1. I get up _____ seven o'clock.
2. _____ one o'clock. I'm having lunch.
3. I go to school _____ eight o'clock.
4. _____ nine o'clock. I'm going to bed.

9 Work with a friend. Complete the table. Write the times.

	When do you ...?	When does your friend ...?
get up		
have breakfast		
go to school		
have lunch		

10 Work with a friend. Student 1, go to page 121. Student 2, go to page 122. Take turns.



11 Read and look. Match. Draw lines.

1. We go to bed at night.

2. We go to school in the morning.

3. We watch TV in the evening.

4. We play in the park in the afternoon.



12 Read and write.

1. School starts at eight o'clock. Gracia goes to school at seven o'clock. Juan goes to school at ten o'clock. Who's late for school?

2. My family has dinner at six o'clock. My father gets home at five o'clock. My sister Gina gets home at seven o'clock. Who's late for dinner?

GRAMMAR

What do you do **every day**? I **always** have a bath.

What does your sister do in the morning?

She reads. She **never** plays computer games in the morning.

- 13 Read and match.** Write. What do you always do?
What do you never do? Compare your sentences with a friend's.

I	always never	go play have	lunch to school to bed breakfast with friends computer games	in the morning. in the afternoon. in the evening. at night.
---	-----------------	--------------------	---	--

1. I never go to bed in the morning.

2. _____


3. _____

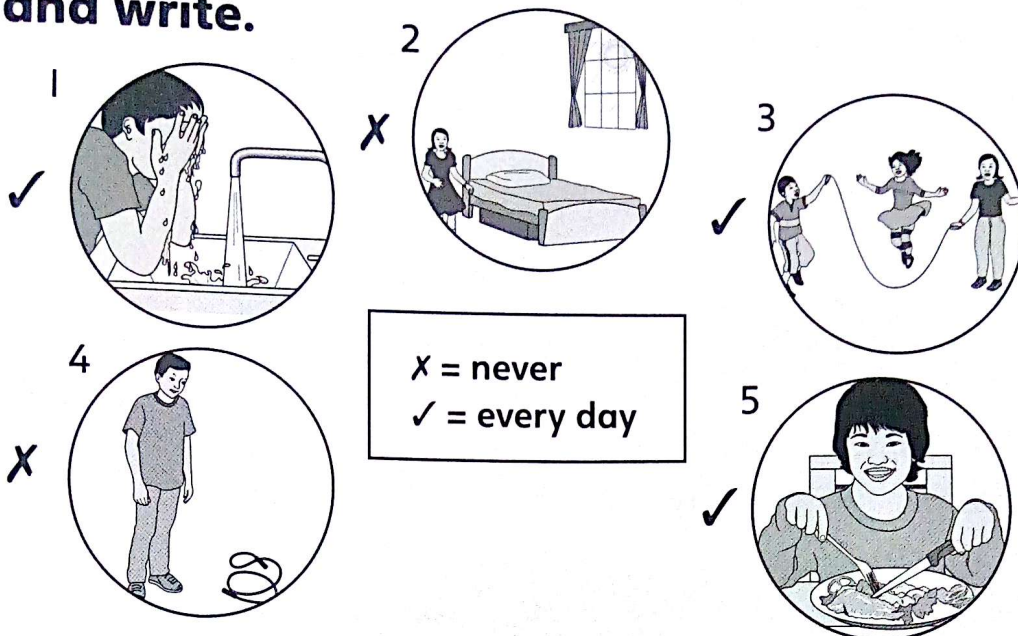
4. _____

- 14 Draw and write.** What do you do every day?

I _____

every day.



15 Look and write.


1. He washes his face every day.

2. _____

3. _____

4. _____

5. _____

16 Look and read. Write what the dog says.**17 Listen and read.** Can you say these quickly? TR: 35

1. We always play in the park.
2. Never bounce a ball in the bathroom.
3. Eat an apple every night at eight o'clock.

18 Listen and read. TR: 36

Tubby the Labrador

Dog Helps Planet

This is Tubby the Labrador. He's a clever dog! We all know recycling is a good idea and Tubby knows it, too. Tubby recycles plastic bottles. Every day he goes to the park for a walk. Other dogs like playing with a ball, but Tubby never plays with a ball. Tubby always picks up plastic bottles. Tubby's owner takes the plastic bottles to the recycling bins. Tubby picks up lots of plastic bottles every day! Tubby helps to keep the park clean.

19 Read. Tick ✓ **T** for *True* or **F** for *False*.

1. Tubby goes to the park every day.
2. Tubby likes playing with a ball.
3. Tubby likes picking up plastic bottles.

(T)

(F)

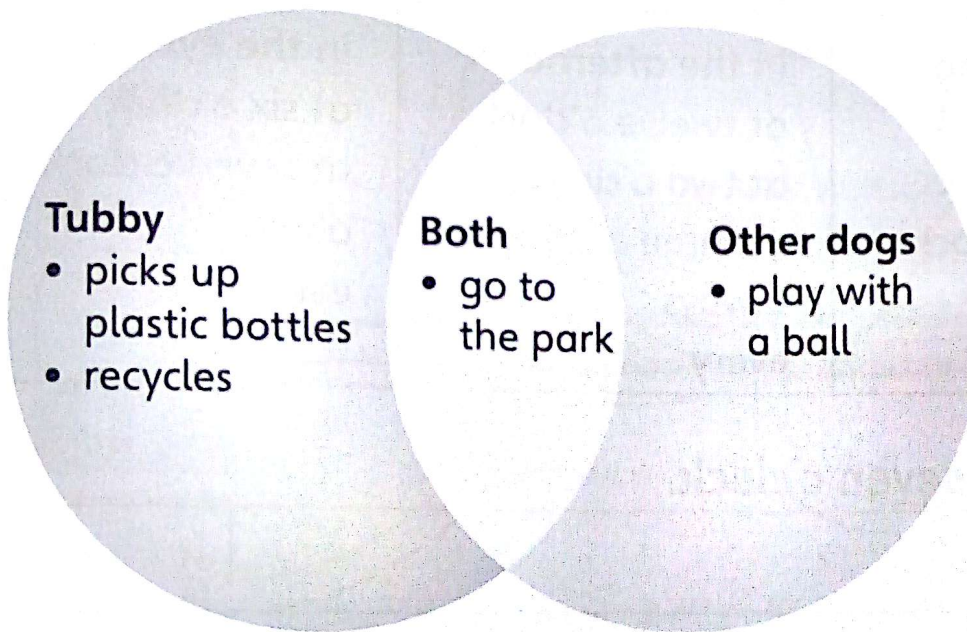
(T)

(F)

(T)

(F)

20 Look and read. Work with a friend. Talk about dogs.



21 Read and write.




1. Where do Tubby and the dogs go?

2. What do the other dogs do?

3. Does Tubby play with a ball?

4. What does Tubby pick up?

Use some words from the box.



<p>in the morning</p> <p>at seven o'clock</p> <p>at eight o'clock</p> <p>at eleven o'clock</p> <p>always</p> <p>every</p>	<p>in the afternoon</p> <p>at twelve o'clock</p> <p>at two o'clock</p> <p>at three o'clock</p> <p>always</p> <p>every</p>	<p>in the evening</p> <p>at six o'clock</p> <p>at seven o'clock</p> <p>always</p> <p>every</p>
---	---	--

I wake up at seven o'clock.

23 Write. What do you like doing every day?

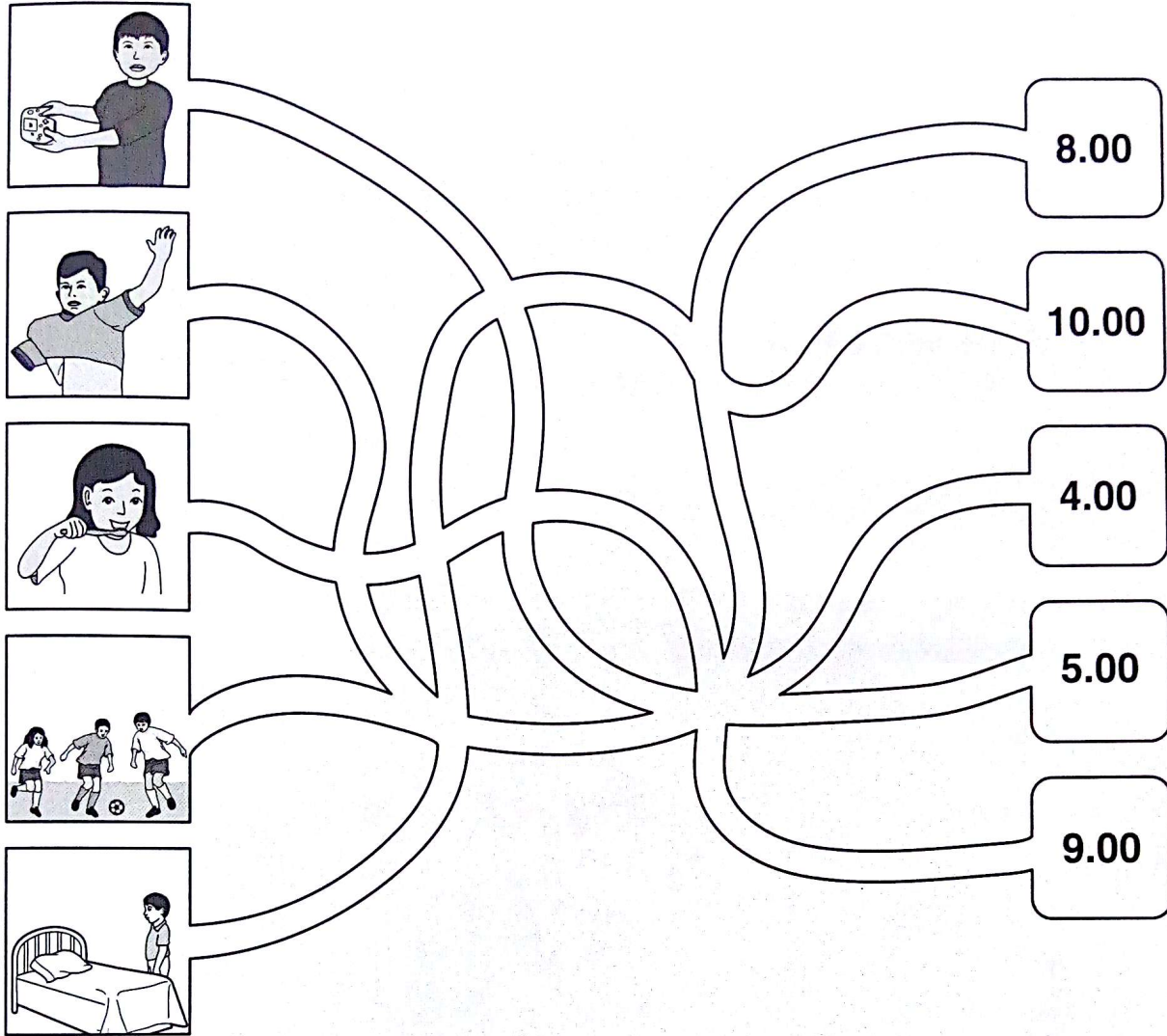
In the morning, I like _____.

In the afternoon, I like _____.

In the evening, I like _____.

At night, I like _____.

24 Listen and draw a line. TR: 37



25 Read and write.

1. What do you do every Monday evening?

2. What do you always do on Wednesday mornings?


3. What do you never do on Sundays?

Unit 6

How Are You?

1 Look and write.


angry	bored	excited	hungry
scared	silly	surprised	sad
tired	happy	worried	thirsty



2 Read and match. Draw lines.

1. I'm tired. What can I do?
2. I'm hungry. What can I do?
3. I'm bored. What can I do?

- a. I can play a game.
- b. I can go to bed.
- c. I can have lunch.



3 Listen and choose. Circle the correct words. TR: 38



1. Sometimes I'm **angry** / **excited**.
Sometimes I'm just **tired** / **bored**.
Sometimes I'm **excited** / **hungry**.
2. Sometimes I'm **worried** / **smiling**.
I'm **laughing** / **crying** at a joke!
Sometimes I'm **angry** / **crying**.
I feel **bored** / **sad**.

4 Listen and write. TR: 39

Sometimes I'm _____.

Sometimes I'm _____.

Sometimes I'm feeling _____.

scared
tired
worried

5 Write a new verse for the song. Use some words from the box. Read your verse to a friend.

angry bored excited hungry scared
silly surprised thirsty tired worried

It's OK to be _____,

or sometimes feel _____.

It's OK to be _____,

or sometimes feel _____.

GRAMMAR

How are you?

I'm **OK**. 😐

I'm **fine**. 😊

I'm **great**! 😄

We're **great**! 😄

You **look** tired.

Yes. I'm tired.

No. We're bored.

She **looks** scared.

No. She's surprised.

He **looks** tired.

Yes. He's tired.

They **look** angry.

No. They're bored.

6 Read. Look at the pictures. Match.

1. How are you?


I'm great! _____

2. How are you?

I'm fine. _____

3. How are you?

I'm OK. I'm tired. _____



7 Listen and write. TR: 40

1. I'm _____.

3. _____?

2. I'm _____!


4. We're _____.

8 Write sentences. Write the words in the correct order.


1. you? / How / are How are you?
2. great! / I'm _____
3. OK. / We're _____
4. am / I / fine. _____

9 Look and write. How do they look? Use some words from the box.

angry bored excited hungry scared
surprised thirsty tired worried




1. She looks hungry.



4. _____



2. _____



5. _____

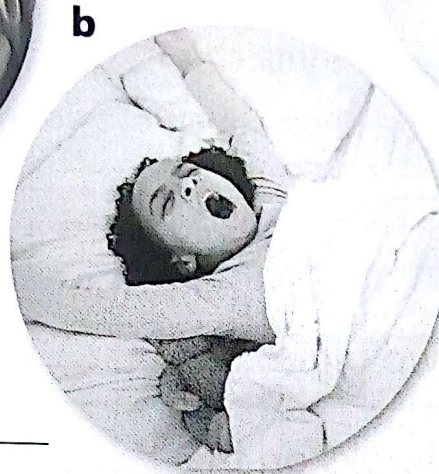



3. _____



6. _____

10 Read. Look at the pictures. Match.



1. He's crying. c
2. She's laughing. _____
3. He's smiling. _____
4. She's yawning. _____
5. He's frowning. _____



11 Listen and write. TR: 41

1. The girl is happy. She's smiling.
2. My sister's _____. She feels sad.
3. The boy's _____. He's worried.
4. It's fun to play! My friends are _____.
5. My brother is tired. He's _____.

12 Work with a friend. Student 1, go to page 123. Student 2, go to page 124. Take turns.


GRAMMAR

shelf	shelves	There are three shelves above the desk.
tooth	teeth	I brush my teeth every day.
foot	feet	You put socks and shoes on your feet .
person	people	The people are laughing.
child	children	Some children are reading books.
sheep	sheep	Two sheep are eating.

13 Read and write.

1. My rabbit has got two big _____. (tooth)
2. There are toys and books on the _____ in my room. (shelf)
3. There are ten _____ on the train. (person)
4. I like playing hide and seek with my _____. (friend)

14 Work with a friend. Read and write. Find and colour.



1. Find two gloves. (glove)
2. Find a dog wearing boots on its _____. (foot)
3. Find three _____. (sheep)


15 Find the words. Circle the words.

angry
bored
excited
hungry
scared
silly
surprised
thirsty
tired
worried


t	i	r	e	d	p	z	x	b
h	u	n	g	r	y	m	m	o
i	l	l	r	a	d	r	s	r
r	s	t	y	o	r	e	p	e
s	u	r	p	r	i	s	e	d
t	u	w	v	e	f	i	x	r
y	b	s	a	n	l	l	c	y
z	t	c	n	i	o	l	i	o
b	o	a	g	t	i	y	t	l
w	o	r	r	i	e	d	e	p
s	c	e	y	f	l	a	d	p
a	n	d	o	h	u	p	p	y

16 Read. Draw the faces.


1. crying



2. laughing



3. frowning



17 Listen and read. Can you say these quickly? TR: 42

1. Four yawning boys bounce balls.
2. Five frowning frogs fly kites.
3. Six smiling sisters see six sheep.
4. Seven crying children count crayons.

18 Listen and read. TR: 43

Clowns

People see clowns at the circus. Clowns do silly things. They climb ladders and fall down. They drive tiny cars and make noises. Clowns spill water. They get wet.

Many people like watching clowns. Clowns surprise people. Many people laugh when they watch clowns.

Clowns wear silly clothes. They paint their faces. Some clowns have got happy faces. They are smiling. Some clowns have got sad faces. This clown looks sad.

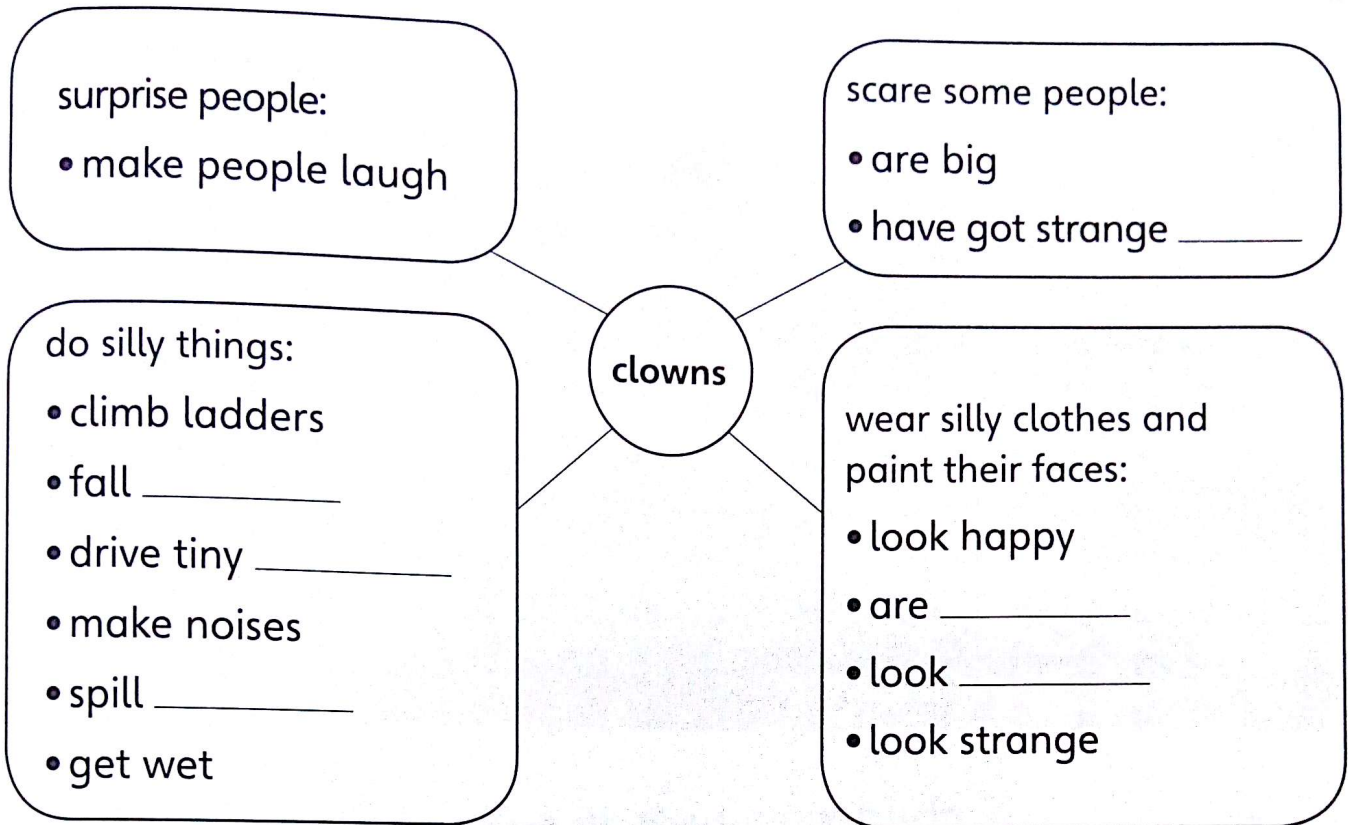
Some people feel scared when they see clowns. Why? Some clowns are big. Their painted faces are strange!

**19 Read.** Tick ✓ **T** for *True* or **F** for *False*.

1. Clowns do silly things.
2. People see clowns at baseball games.
3. Some clowns have got happy faces.

☐ T☐ F☐ T☐ F☐ T☐ F

20 Read and write. Work with a friend. Talk about clowns.



21 Read and write.

1. What silly things can clowns do?

2. Have clowns always got happy faces?

3. Why do some people feel scared when they see clowns?

22 What about you? Read. Circle. Write.

I like / don't like clowns. Why?

I am _____ when I see clowns.

23 Look. Read and write.




1. There are two children with their father.
2. Two _____ are laughing. Their friend is _____.
3. The mother is eating. She looks _____. Her dog looks _____.
4. The rabbit has got one big _____.
5. The baby is wearing a sock on one _____.

In this picture...




6. There is one _____ with the father.
7. One child is _____. Two _____ are crying.
8. The mother is yawning. She looks _____. Her dog looks _____.
9. The rabbit has got three big _____.
10. The baby is wearing socks on two _____.

24 Draw and write. You are playing a game. Who is playing with you? How do you feel?



1 Look. Read and write. Use words from the box.



above behind between in front of
It's next to They're under

1. Where's the fridge?

_____ the sink.

2. Where's the bookcase?

_____ the armchairs.

3. Where are the shelves?

_____ the cooker.

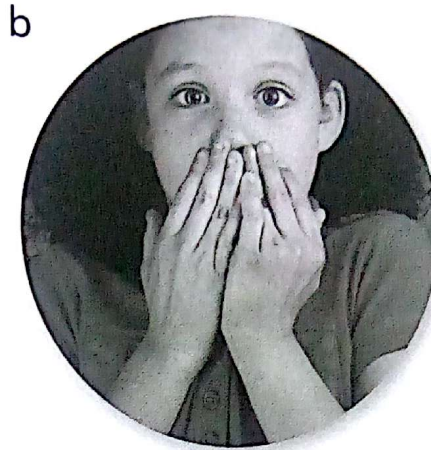

4. Where's the rug?

_____ the fireplace.

5. Where are the armchairs?

_____ the window.

2 Read. Look at the pictures. Match.



1. She looks tired. She's yawning. _____
2. She looks angry. She's frowning. _____
3. She looks surprised. No, she's scared. _____

3 Listen and circle. TR: 44

- | | |
|-----------------------------|---------------------------|
| 1. I'm OK. | I'm great! |
| 2. At 8.00. | It's 8.00. |
| 3. When do you have dinner? | When do you have lunch? |
| 4. At six o'clock. | It's six o'clock. |
| 5. What do you never do? | What do you do every day? |

4 Read and write.

1. It's 12.00. The _____ are hungry. (child)
2. Some _____ go to school at night. (person)
3. Do you like playing computer _____? (game)
4. I always brush my _____ at night. (tooth)

Unit 7


Amazing Animals



a parrot

1 Look and write.

a camel a crocodile an elephant a giraffe
 a hippo a kangaroo a lion a monkey
 a panda ~~a parrot~~ a penguin a tiger a zebra





2 Work with a friend.

Point. Ask and answer.

What's this?

It's a parrot!





3 Listen to the song. Write. Use words from the box. Draw lines to match. TR: 45

kangaroo monkey parrot penguin



A _____ is a bird that flies.

It can't swim, but it can fly.

A _____ swings from tree to tree, tree to tree, tree to tree.

A _____ is a bird that swims.

It can't fly, but it can swim.

A _____ can hop and jump.

It can't climb, but it can jump.



4 Write a new verse for the song.
Use some words from the box.

A _____ is an animal
that _____.

It can't _____, but it can
_____.

A _____ is an animal
that _____.

camel	climb
hippo	crawl
lion	hop
tiger	jump
turtle	run
zebra	swim
	swing
	walk

GRAMMAR**Can** a tiger climb a tree?Yes, it **can**. It **can** climb a tree.**Can** a tiger fly?No, it **can't**. It **can't** fly.**Can** tigers climb trees?Yes, they **can**. They **can** climb trees.**Can** tigers fly?No, they **can't**. They **can't** fly.**can't** =
cannot

5 Read and match. Write true sentences. Compare your sentence with a friend. Are they all true?

A hippo	can can't	jump.
A parrot		run.
A panda		hop.
Monkeys		fly.
Crocodiles		walk.
Kangaroos		climb.

1. A hippo can't climb.
2. _____
3. _____
4. _____
5. _____

6 Listen and tick ✓. What can Sofia and Marcos do? TR: 46

	jump	walk	run	climb
Sofia				
Marcos				

7 What about Sonia and her family? Write what they can and can't do.

climb a tree




~~cook~~

do a jigsaw

~~play basketball~~

play football

walk



1. Sonia can play basketball, but she
can't cook.

2. Her brother _____, but he
_____.

3. Her little sister _____, but she
_____.

8 What about you? Write two things you can and can't do.

1. I _____, but I _____.

2. I _____, but I _____.

9 What can you say? Circle all the correct letters.

1. long _____

(a) trunk

(b) hair

(c) neck

d. apple

2. sharp _____

a. jacket

b. claws

c. teeth

d. pencil

3. short _____

a. tail

b. ball

c. clock

d. legs

4. colourful _____

a. dress

b. crayons

c. feathers

d. kite

5. big _____


a. teeth

b. armchair

c. glue

d. ears

10 Look at the animals. Write.



1. A penguin has got small eyes.

2. _____

3. _____

4. _____

5. _____

GRAMMAR**Has** a panda **got** a short tail?Yes, it **has**.**Has** a panda **got** a long neck?No, it **hasn't**.**Have** pandas **got** short tails?Yes, they **have**.**Have** pandas **got** long necks?No, they **haven't**.**hasn't** =

has not

haven't =

have not

11 Read and write. Work with a friend. Ask and answer.1. Has a crocodile got sharp teeth ?Yes, it has.

2. _____ a monkey _____ ?

_____.

3. _____ an elephant _____ ?

_____.

4. _____ penguins _____ ?

_____.

5. _____ giraffes _____ ?

_____.

12 Listen and answer. Then listen again and write. TR: 47


1. _____

3. _____

2. _____

4. _____


- 13 Draw a new animal.** Work with a friend.
Talk about your animals.




- 14 Work with a friend.** Student 1, go to page 123.
Student 2, go to page 124. Take turns.

- 15 Listen and read.** Can you say these quickly? TR: 48

1. Eleven elegant elephants
2. Zany zebras zig and zag
3. Five fat friendly frogs
4. Happy heavy hippos




16 Listen and read. TR: 49

Camels are Cool!


Camels are amazing animals. They are big and strong and live to be 40 to 50 years old. They live in very, very hot and dry places. Bactrian camels live in rocky deserts in Asia. Arabian camels live in sandy deserts in North Africa.

Bactrian camels have got two humps, but Arabian camels have got only one hump. All camels can go without food and water for a long time. Their humps help them do this.

When it is windy, camels can protect their eyes. They've got three eyelids on each eye and two sets of long eyelashes. And when sand and dust are blowing everywhere, they can close up their noses, too!



Arabian
camel



Bactrian
camel

17 Match the sentence parts. Draw lines.

- | | |
|-----------------------|-----------------------------------|
| 1. Camels live | a. their eyes from wind and sand. |
| 2. Camels can have | b. in very hot and dry places. |
| 3. Camels can protect | c. one or two humps. |

18 Look and read. Work with a friend.
Talk about camels.

Bactrian camel

- lives in Asia
- rocky deserts
- two humps



Bactrian and Arabian

- live in hot areas
- three eyelids on each eye
- two sets of eyelashes
- can go without food or water for a long time

Arabian camel

- lives in Africa
- sandy deserts
- one hump



19 Read and write.

1. Do camels live in cold places?

2. How many humps have Bactrian camels got?



3. Where do Arabian camels live?

4. Can camels close up their noses when it is windy?

20 Choose an animal. Describe it. What can it do? Write.



big	claws	climb
colourful	ears	fly
long	feathers	hop
sharp	legs	jump
short	tail	run
small	teeth	swim
strong	trunk	swing



21 Write an animal poem.



In the park with my _____.

I see a little _____.



I look up in the _____.

A _____ flies by.



22 Find the animals. Colour and write.



I can see eight animals. They are _____
_____.

23 Read and write. Make true sentences.

1. A monkey can _____, and I can
_____, too.

2. A parrot can _____, but I
_____.

3. A kangaroo _____.

Unit 8

The World of Work

1 Look and write.

2 Work with a friend.
Ask and answer.

a chef

a doctor

a firefighter

an office worker

a scientist

a vet

a dentist

a farmer

a nurse

a police officer

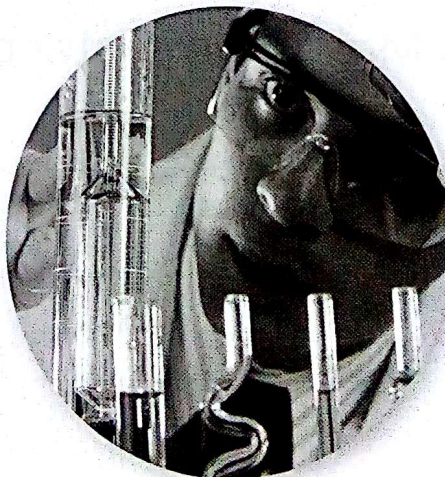
a singer

Who's sitting
at a desk?

The office worker is
sitting at a desk.




a firefighter





3 Listen to the song. Write numbers. TR: 50

- ☐ I want to be a chef!
- ☐ I want to be a dentist!
- ☒ 1 I want to be a doctor!
- ☐ I want to be a farmer!
- ☐ I want to be a rock star!
- ☐ I want to be a singer!



4 Write new verses for the song. Use words from the box.

aunt	a bus driver
cousin	a firefighter
grandfather	a nurse
grandmother	an office worker
sister	a police officer
uncle	a scientist
	a vet

What does your _____ do?

He's a _____. He's a _____.

He's a _____. Yes, he is!

What does your _____ do?

She's a _____. She's a _____.

She's a _____. Yes, she is!

GRAMMAR

What **does** your sister **do**?

What **does** his uncle **do**?

What **do** your parents **do**?

Where **do** your parents **work**?

Where **does** her brother **work**?

Where **does** your sister **work**?

She's a vet.

He's a firefighter.

They're office workers.

They **work** in an office.

He **works** on a farm.

She **works** in an animal hospital.

5 Read. Look at the pictures. Write.

1. What does your
cousin do?

She's a doctor.

2. What _____ your
grandpa _____?

He's a _____.

3. What _____ your
grandma _____?

She's a _____.

4. What _____ your
aunt _____?

She's a _____.

5. What _____ your
brother _____?

He's a _____.



6 Listen and write. TR: 51

1. She _____ in a hospital.
2. He _____ in a school.
3. She _____ in an office.
4. He _____ at home.
5. He _____ on a train.
6. She _____ on a farm.

7 Listen. Read. Write questions. Circle the answers. TR: 52

1. What does her father do? He's **a scientist / a chef.**
2. Where _____ her mum work? She works **in a kitchen / at home.**
3. What _____ her aunt and uncle _____? They're **firefighters / farmers.**
4. What _____ her brother _____? He's **a bus driver / an office worker.**
5. Where _____ her brother work? He works **on a bus / in an office.**

8 Read and write.

My Family's Jobs by Amy

My father is a scientist and my mother is a vet. My brother is an office worker and my sister is a doctor. I want to be a police officer.

1. What _____ Amy's father _____? _____ a scientist.
2. What _____ Amy's brother _____? _____ an office worker.
3. What _____ Amy's sister _____? _____ a doctor.



9 Read and match. Draw lines.

1. Who sings to people?
2. Who plays football?
3. Who's in films?
4. Who makes new things?
5. Who draws and paints pictures?

- a. a football player
- b. an artist
- c. an inventor
- d. a rock star
- e. a film star

10 Unscramble the words. Write.

1. ferifihgetr firefighter
2. bflloat arlyep _____
3. viotnre _____
4. bsu direvr _____
5. lmfi arst _____
6. sratti _____
7. plocie ocfiefr _____
8. okrc atsr _____



11 Work with a friend. Student 1, go to page 125. Student 2, go to page 126. Take turns.

GRAMMAR

What **do** you **want to be**? I **want to be** a police officer.

What **does** your sister **want to be** one day? She **wants to be** a scientist.

What **do** your cousins **want to be**? They **want to be** film stars.

I want to be a police officer.

She **wants to be** a scientist.

They **want to be** film stars.

12 Listen and write. TR: 53

1. What does your brother want to be?

He _____ an artist.

2. What do your sisters _____?

They _____ inventors.

3. What _____ you want to be one day?

I _____ a rock star.

13 Look, read and write.

1. He likes clean teeth. What does he want to be?

He _____

2. She likes working in the sun. What does she want to be?

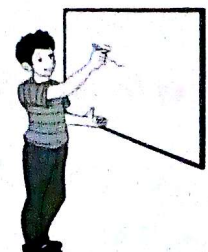
She _____

3. She likes playing football. What does she want to be?

She _____


4. He likes school. What does he want to be?

He _____



14 Read and write.

1. Where does the teacher work? She _____



2. Where does the chef work? He _____



3. What does he want to be? He _____



4. What does she want to be? She _____



15 Do the crossword. Read. Write.

1. This person works in a kitchen.

2. This person work with teeth.

3. This person plays football.

4. This person works on a farm.

5. This person works in an office.


6. This person works in a hospital, too.

7. This person draws and paints pictures.

8. This person works in a school.

9. This person sings.

10. What does this person do? This person is a _____.



16 Listen and read. Can you say these quickly? TR: 54

1. My father's a firefighter.

2. My sister Susie sings seven songs.

3. The bus driver drives a big bus.

17 Listen and read. TR: 55


The Dog Whisperer

Cesar Millan helps dogs. Some dogs have got problems. They are worried or scared. Some dogs bite. People call Cesar Millan the 'Dog Whisperer' because he teaches bad dogs how to be good.

Cesar knows what dogs like and need. Dogs need a leader. They need to have rules. Cesar teaches dogs that he is their leader. Cesar teaches dog owners how to be their dog's leader.

Cesar walks and runs with dogs because dogs need exercise. Cesar likes running in the mountains with dogs. He can run for four hours with a big group of dogs!

The dog is Cesar's favourite animal. Cesar loves his job because he is always working with dogs.



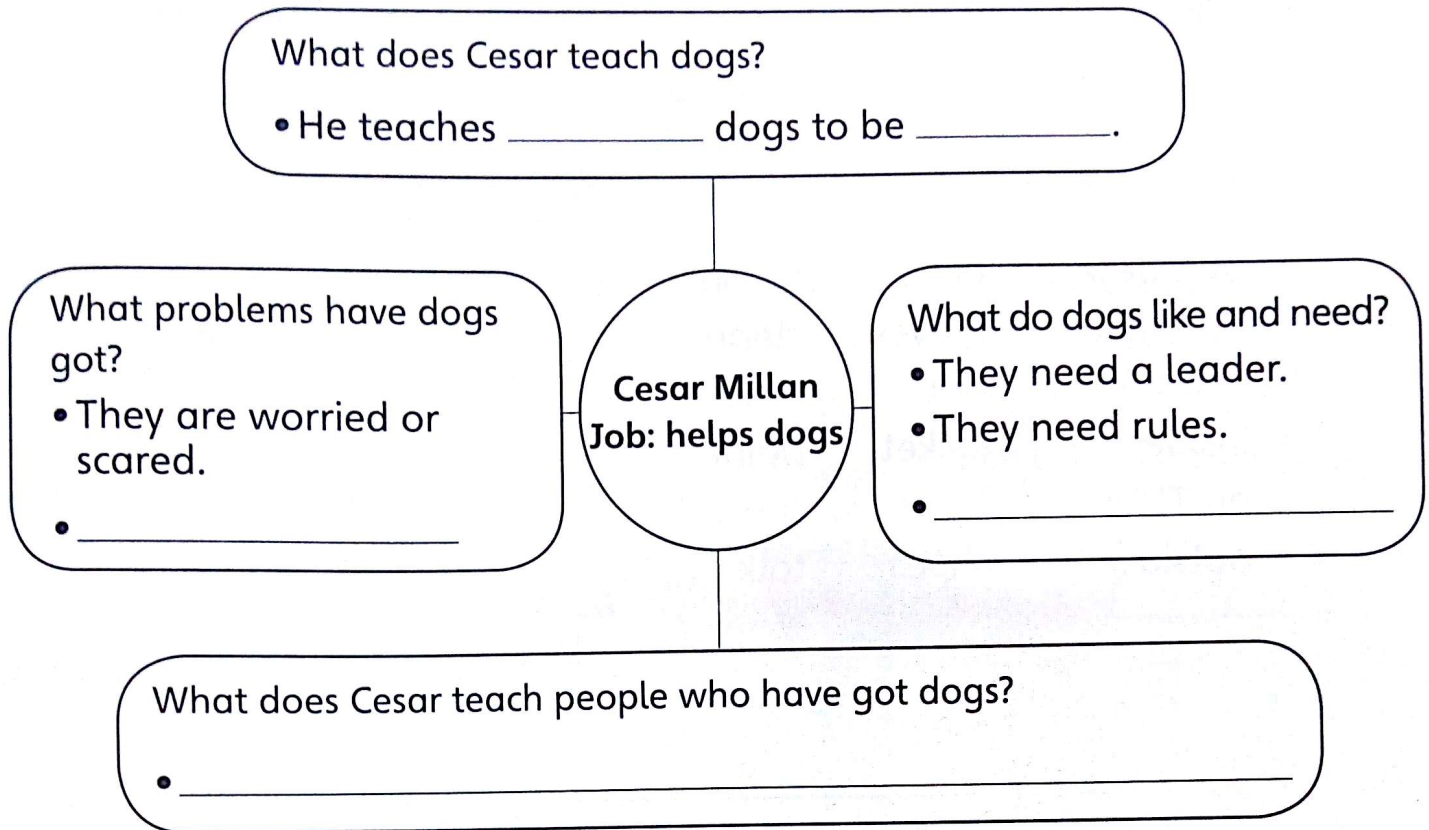
Dogs can learn more than a hundred words. Some dogs understand as many words as a young child understands!

18 Read. Tick ✓ **T** for *True* or **F** for *False*.

1. Cesar Millan helps dogs.
2. Dogs need to run in the mountains.
3. Cesar's favourite animal is the frog.
4. Cesar loves his job.

<input type="radio"/> T	<input type="radio"/> F
<input type="radio"/> T	<input type="radio"/> F
<input type="radio"/> T	<input type="radio"/> F
<input type="radio"/> T	<input type="radio"/> F

19 Look and read. Write.



20 Work with a friend. Read. Put a tick ✓ for yes. Put a cross X for no. Compare answers. Talk about the jobs you want to do one day.

	You	Your friend
Do you want a job like Cesar's?		
Do you want to help animals?		
Do you want to help people?		

21 Choose a job. Describe it. Who does it? Where do they work? What do they wear? What do they do? Write.
Use some words from the box.

at a desk	dress	brush
at home	gloves	clean
in an office	hat	draw
inside	jacket	paint
on TV	trousers	run
outside	shoes	talk



22 Write a poem about a job. Look at the picture.

What do _____ do?
They can _____.
They work in a _____.
Come and look!



23 Read, look and write.

1. What does she do?

She's _____.

Where does she work?

She _____ in a hospital.




1

2. What does he do?

He's _____.

Where does he work?

He _____ in a school.



2

3. What do they do?

They're _____.

Where do they work?

They _____ in an office.



3

4. What does she want to

be one day?

She _____.


5. What does he want to

be one day?

He _____.



4



5

24 What about you? Write. Compare your answer with a friend's. Are they the same?

What do you want to be one day? I _____.

Let's Eat!


1 Look and write.

tomatoes burgers sweetcorn potatoes bread meat
pasta/noodles mangoes ice cream beans carrots peppers



beans





2 Work with a friend. Ask and answer.

Do you eat ice cream
in the morning?

No, I eat ice cream in the
afternoon and evening.

3 Listen to the song. Write. Draw lines to match.

Let's eat!

Do you like chicken?

Let's eat!

Do you like _____?

Let's eat!

Are there any _____?



Let's eat!

Is there any _____?

Are there any _____?

Is there any _____?

May I have some, please?



4 Write another verse for the song. Use some words from the box.

sweetcorn

peppers

tomato

salad

noodles

potatoes

pizza

sandwich

I like _____.

And you like _____.

Let's make a _____!

GRAMMAR

Are there **any** carrots? No, there aren't **any** carrots.

Are there **any** beans? Yes, there are.

Are there **any** peppers and mangoes? Yes, there are.

Is there **any** pasta? No, there isn't **any** pasta.

Is there **any** meat? Yes, there is.

5 Listen. Read and circle. TR: 57

- | | |
|-----------------------------------|-----------------|
| 1. No, there aren't any noodles. | Yes, there are. |
| 2. No, there isn't any sweetcorn. | Yes, there is. |
| 3. No, there isn't any ice cream. | Yes, there is. |
| 4. No, there aren't any potatoes. | Yes, there are. |
| 5. No, there aren't any tomatoes. | Yes, there are. |


6 Read. Write the food in the correct columns in the table.

bread
sweetcorn
eggs
fish
burgers
ice cream
mangoes
potatoes

Is there any ... ?	Are there any ... ?
bread	

7 Work with a friend. Student 1, go to page 125. Student 2, go to page 126. Take turns.

8 Look at the picture. Read and write.



1. Are there any beans?

No, there aren't any beans.

2. Is there any pasta?

Yes, there is.

3. Are there _____ tomatoes?

4. Are there _____ eggs?





5. Is there _____ chicken?

6. Are there _____ carrots?

7. Is there _____ sweetcorn?

9 Look and write. Use words from the box.

cheese crisps grapes nuts snacks yoghurt



10 Work with a friend. What snacks do you like? Ask and answer. Read and tick ✓.

Do you like cheese as a snack?

Yes, I like cheese.

Snacks	You like	You don't like	Your friend likes	Your friend doesn't like
carrots				
cheese				
crisps				
grapes				
ice cream				
mangoes				
nuts				
yoghurt				

GRAMMAR

May I have some yoghurt, please? Not now. Dinner is at 6.00.

May we have some grapes, please? Yes, of course!

11 Write questions. Write the words in the correct order.

1. have / cheese, / I / please / May / some / ?

May I have some cheese, please?

2. some / we / May / milk, / have / please / ?

3. ice cream, / we / please / have / May / some / ?

4. I / have / carrots, / May / some / please / ?

5. we / pasta, / have / please / some / May / ?

12 Listen and write. TR: 58


1. _____ I have some nuts, please? Yes, of course!

2. _____ we have some bread, please? Not now.

3. _____ we have some cheese, please? Yes, here you are.

4. _____ I have a snack, please? Not now. Dinner is at eight.

13 Play a game. Start at **A**. Listen and draw a line. TR: 59



14 Look at Activity 13. What foods are there? Write.

I can see _____

15 Listen and read. Can you say these quickly? TR: 60

1. Lucy likes peppers on her pizza.
2. Charlie's eating cheese with his crisps.
3. May we have tomatoes, potatoes, noodles and nuts, please?

16 Listen and read. TR: 61

Super Foods!


Some foods help you to grow and learn. They help people to be healthy, too. They are super foods! Do you know what food is good for you?

Chicken, meat, fish, beans, eggs and nuts are good for you. Brown rice and whole grains are good for you, too.

Milk and foods made from milk are good for you. Cheese and yoghurt are made from milk. These foods make your bones strong. Fish and many kinds of vegetables make your bones strong, too.

Fruit and vegetables are great! There are fruit and vegetables of lots of different colours. Eat a few different colours every day! You can eat a red tomato, a yellow banana, purple grapes, green peppers and orange carrots. Eat some leafy green vegetables, too.

Sweets and sugary food taste good, but don't eat too much of them. Instead, eat super foods most of the time! They can keep you strong and healthy.



Some plants eat meat. They eat insects, frogs and birds!



17 Read. Tick ✓ T for True or F for False.

1. Fish and nuts are good for you.
2. Cheese and yoghurt make your bones strong.
3. Fruits and vegetables aren't good for you.
4. Eat sweets and sugary food most of the time.

(T) (F)

(T) (F)

(T) (F)

(T) (F)

18 Read and tick ✓.

	Good for you	Makes bones strong	Don't eat too much
cheese	✓	✓	
chicken			
fish			
milk			
sweets			
sugary food			
fruit			
vegetables			

19 Work with a friend. What super foods do you eat?

Ask and answer. Write.

I eat fish. Do you eat fish?

I do. I eat nuts, too.
Do you eat nuts?


	Me	My friend
Super foods		

- 20 What is your favourite dinner?** When do you have it? What do you drink with it? What does it taste like? Write. Use some words from the box.

beans carrots cheese chicken sweetcorn
fish noodles rice peppers tomatoes

My favourite dinner is _____


- 21 Draw and write.** Draw a picture of your favourite breakfast. Write about your favourite breakfast. What does your breakfast taste like?



My favourite breakfast is _____

My breakfast tastes _____

Circle the food. Answer the questions. Write.



1. Are there any peppers? No, there aren't any peppers.
2. Is there any ice cream? _____
3. Are there any burgers? _____
4. Are there any potatoes? _____
5. Is there any salad? _____
6. What foods are there? _____

Look at the picture. What is the girl asking her mum? Write.

_____ I have some _____, please?

1 Read, look and write.


1. What does she do?

She's _____.



2. What does he do?

He's _____.




3. What does she do?

She's _____.

Where does she work?

She _____ outside.



2 Listen and write. TR: 62

1. What _____ you _____ one day?

I _____ a chef.

2. _____ I have some nuts, please?

3. _____ we have some snacks, please?

3 Read and write. Use words from the box. Draw lines to match.

can can't have has hasn't can't

1. Can a parrot fly?

Yes, it _____.

2. Have giraffes got long necks?

Yes, they _____.

3. Can crocodiles hop?



No, they _____.

4. Has a tiger got colourful feathers?


No, it _____.

5. Can penguins climb?

No, they _____.



4 Look at the picture. Read and answer.



1. Are there any carrots? _____

2. Are there any peppers? _____

3. Is there any sweetcorn? _____


4. Is there any bread? _____

Unit 1 Student I. Use with Activity I2 on page 9.

12 Listen. Look. Circle.



Talk about the pictures. Check your friend's answers.




Unit 2 Student I. Use with Activity I6 on page 23.

16 Work with a friend. Look at the table. Choose a day of the week.

1. Ask, 'What's the weather like?'
2. Listen to your friend's answer.
3. Tell your friend what to wear.
4. Take turns.



Monday



It's Monday. What's the weather like?

It's cloudy.

Don't forget your umbrella.

Tuesday	Wednesday	Thursday	Friday
			


Unit 3 Student I. Use with Activity 20 on page 35.

20 Work with a friend. Look and read. Ask. Draw.

1. Look at the table. Ask your friend what the boy and girl like doing.

2. Listen to your friend's answer.

Draw 😊 for yes. Draw 😐 for no.



Do they like playing tag?

Yes, they like playing tag.

Do they like playing football?

No, it's boring.

playing tag




playing football

watching a game

skate-boarding

flying a kite

throwing a ball






Unit 4 Student I. Use with Activity 18 on page 49.

18 Talk about the picture.

Then check your friend's answer.

Listen. Look. Circle.



Unit 1 Student 2. Use with Activity 12 on page 9.

12 Talk about the pictures. Check your friend's answers.




Listen. Look. Circle.





Unit 2 Student 2. Use with Activity 16 on page 23.

16 Work with a friend. Look at the table. Choose a day of the week.

1. Ask, 'What's the weather like?'
2. Listen to your friend's answer.
3. Tell your friend what to wear.
4. Take turns.

Monday	It's Monday. What's the weather like?	It's cloudy.
	Don't forget your umbrella.	

Tuesday	Wednesday	Thursday	Friday
			

Unit 3 Student 2. Use with Activity 20 on page 35.

20 Work with a friend. Look and read. Ask. Draw.

1. Look at the table. Ask your friend what the boy and girl like doing.

2. Listen to your friend's answer.

Draw ☺ for yes. Draw ☹ for no.



Do they like playing tag?

Yes, they like playing tag.

Do they like playing football?

No, it's boring.

playing tag





playing football

watching a game

skate-boarding

flying a kite

throwing a ball




Unit 5 Student 1. Use with Activity 10 on page 58.

10 Work with a friend.

Talk about the pictures.



Ask, 'What time is it?'

Listen and write the answers.



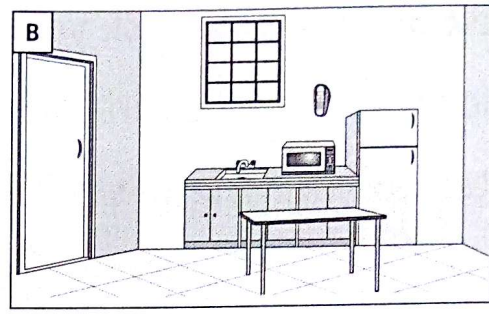
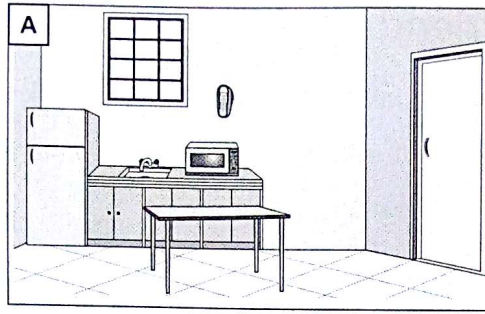
Look at the pictures.

Answer your friend's questions. Check your friend's answers.




Unit 4 Student 2. Use with Activity 18 on page 49.

18 Listen. Look. Circle.



Talk about the picture.


Then check your friend's answer.



Unit 5 Student 2. Use with Activity 10 on page 58.

10 Work with a friend.

Look at the pictures. Answer your friend's questions. Check your friend's answers.





Talk about the

pictures. Ask,

'What time is it?'

Listen and write the answers.



Unit 6 Student I. Use with Activity I2 on page 71.

12 Listen. Look. Circle.






Talk about the pictures. Check your friend's answers.



Unit 7 Student I. Use with Activity I4 on page 87.

14 Your friend has a photo of one of these animals.

Ask your friend questions. Tick ✓ your friend's animal.



Has your animal got a long tail?

No, it hasn't.

Can your animal fly?

No, it can't.

Answer your friend's questions about your animal.



Unit 6 Student 2. Use with Activity 12 on page 71.

12 Talk about the pictures. Check your friend's answers.



Listen. Look. Circle.



Unit 7 Student 2. Use with Activity 14 on page 87.

14 Answer your friend's questions about your animal.



Has your animal got a long tail?

No, it hasn't.

Can your animal fly?

No, it can't.

Your friend has a photo of one of these animals.
Ask your friend questions. Tick ✓ your friend's animal.



Unit 8 Student I. Use with Activity II on page 97.

- 11 Look at the table.** Ask about the person's job. Listen to your friend's answers. Write.

What does Angela do?

She's a rock star.

Angela	Lara	Paulo	Bruno
She's a rock star.	She's a _____.	He's a _____.	He's a _____.

Look at the table. Answer your friend's questions. Check your friend's answers.

Roberto	Beatriz	Bianca	Luiz
			

Unit 9 Student I. Use with Activity 7 on page 107.

- 7 Work with a friend.** Take turns asking and answering. Put a tick ✓ for yes. Put a cross X for no.

Is there any chicken?

No, there isn't any chicken.





Ask your friend:		Answer your friend's questions. ✓ = yes X = no	
Is there any ...?	Are there any ...?		
<input checked="" type="checkbox"/> chicken	<input type="checkbox"/> carrots	<input checked="" type="checkbox"/> pasta	<input checked="" type="checkbox"/> bananas
<input type="checkbox"/> ice cream	<input type="checkbox"/> mangoes	<input checked="" type="checkbox"/> rice	<input checked="" type="checkbox"/> biscuits
<input type="checkbox"/> meat	<input type="checkbox"/> noodles	<input checked="" type="checkbox"/> milk	<input checked="" type="checkbox"/> burgers
<input type="checkbox"/> tea	<input type="checkbox"/> oranges	<input checked="" type="checkbox"/> salad	<input checked="" type="checkbox"/> peppers

Unit 8 Student 2. Use with Activity II on page 97.

- 11 Look at the table.** Answer your friend's questions.
Check your friend's answers.

What does Angela do?

She's a rock star.

Angela	Lara	Paulo	Bruno
			

Look at the table. Ask about a person's job.
Listen to your friend's answers. Write.

Roberto	Beatriz	Bianca	Luiz
He's a chef	She's a _____.	She's a _____.	He's an _____.

Unit 9 Student 2. Use with Activity 7 on page 107.

- 7 Work with a friend.** Take turns asking and answering.
Put a tick ✓ for yes. Put a cross X for no.

Is there any chicken?

No, there isn't any chicken.

Ask your friend:		Answer your friend's questions. ✓ = yes X = no	
Is there any ...?	Are there any ...?		
<input type="checkbox"/> pasta	<input type="checkbox"/> bananas	<input checked="" type="checkbox"/> chicken	<input checked="" type="checkbox"/> carrots
<input type="checkbox"/> rice	<input type="checkbox"/> biscuits	<input checked="" type="checkbox"/> ice cream	<input checked="" type="checkbox"/> mangoes
<input type="checkbox"/> milk	<input type="checkbox"/> burgers	<input checked="" type="checkbox"/> meat	<input checked="" type="checkbox"/> noodles
<input type="checkbox"/> salad	<input type="checkbox"/> peppers	<input checked="" type="checkbox"/> tea	<input checked="" type="checkbox"/> oranges